


DS-TMG52X Series Barrier Gate

Introduction

DS-TMG52X series barrier gate is applicable to entrance and exit management. It is widely used in road toll station, parking lot, community, enterprise entrance and exit, etc. to manage the entering and exiting of vehicles and record vehicle passing times. It can be controlled automatically via parking lot management system, or via handle, remote controller, button/ etc.



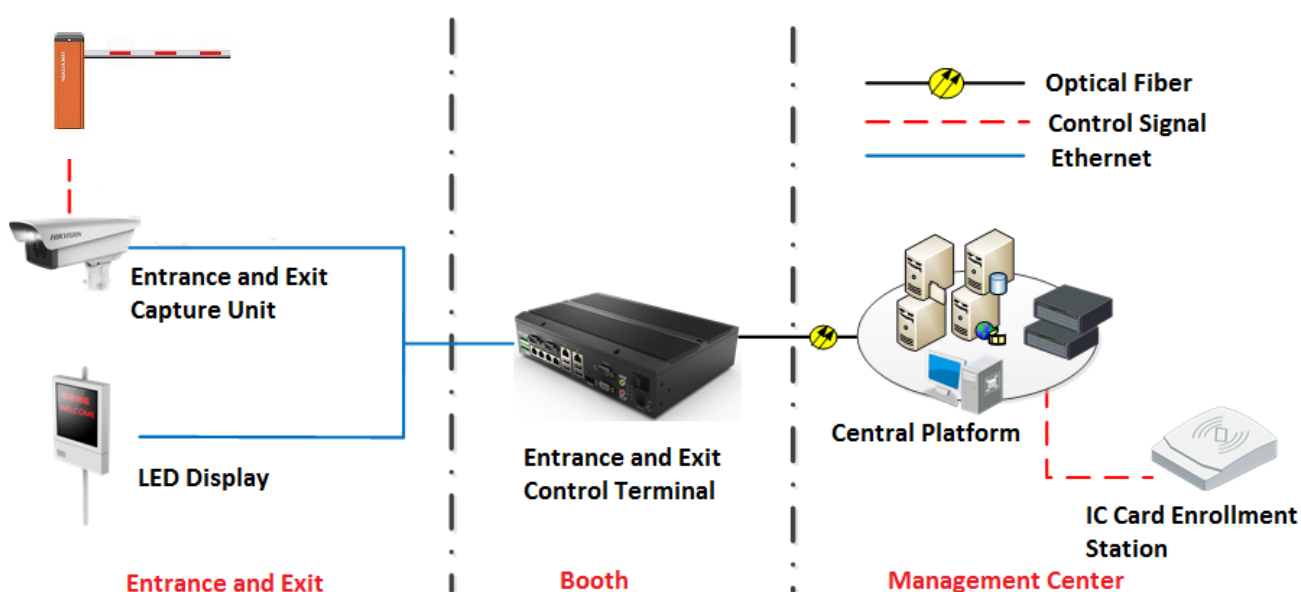
Key Feature

- DC frequency conversion. The rising and falling speeds can be adjusted independently. The boom pole can rise in high speed to let the vehicle pass quickly.
- The boom pole can fall in low speed to avoid hitting vehicle and pedestrian.
- High protection level. The chassis is produced with 2 mm cold rolled steel sheets in numerically-controlled precision. The surface is coated with plastic powder which is anti-UV, antistatic, non-peeling, and non-fading. The dustproof and waterproof level conforms to IP54.
- Multiple control modes. Rising priority. The boom pole can be controlled via relay, remote controller, and software command.
- Multiple anti-fall modes via induction, IR, pressure wave, etc.
- The boom pole direction is adjustable from left to right, or from right to left. (except fence boom pole)
- Anti-condensation. The electric motor is in low consumption even when the barrier gate is not in working status/ which will keep the motor in normal temperature. So even in cold weather, the lube will not be frozen to guarantee the normal running of barrier gate.
- Auto lock. Even when the power is cut off, you can use tool to keep the barrier gate working.
- Embedded with vehicle detector which can cooperate with the coils to trigger the boom pole to rise when a vehicle is passing and avoid hitting the vehicle.

Available Model

Model	Description
DS-TMG520-H(3m)	Digital barrier gate, 0.9-2.0s adjustable raising speed and 1.5-3.5s adjustable falling speed, straight boom pole, one device support left and right arm moving directions. Vehicle Coil Detector is included.
DS-TMG520-M(4m)	Digital barrier gate, 1.5-2.5s adjustable raising speed and 2.5-3.5s adjustable falling speed, straight boom pole, one device support left and right arm moving directions. Vehicle Coil Detector is included.
DS-TMG520-L(6m)	Digital barrier gate, 4.0-6.0s adjustable raising speed and 4.0-6.0s adjustable falling speed, straight boom pole, one device support left and right arm moving directions. Vehicle Coil Detector is included.
DS-TMG520-M(4m telescopic pole)	Digital barrier gate, 2.0-2.5s adjustable raising speed and 2.5-3.5s adjustable falling speed, telescopic straight boom pole, one device support left and right arm moving directions. Vehicle Coil Detector is included.
DS-TMG520-M(5m telescopic pole)	Digital barrier gate, 4.0-6.0s adjustable raising speed and 4.0-6.0s adjustable falling speed, telescopic straight boom pole, one device support left and right arm moving directions. Vehicle Coil Detector is included.
DS-TMG520-M(6m telescopic pole)	Digital barrier gate, 4.0-6.0s adjustable raising speed and 4.0-6.0s adjustable falling speed, telescopic straight boom pole, one device support left and right arm moving directions. Vehicle Coil Detector is included.
DS-TMG521-M(2+2m)	Digital barrier gate, 1.5-2.5s adjustable raising speed and 2.5-3.5s adjustable falling speed, curved boom pole, left and right directions, orange. Vehicle Coil Detector is included.
DS-TMG523-ML/R(4m)	Digital barrier gate, 3.0-5.0s adjustable raising speed and 4.0-6.0s adjustable falling speed, fence boom pole, right directions, orange. Vehicle Coil Detector is included.

Typical Application

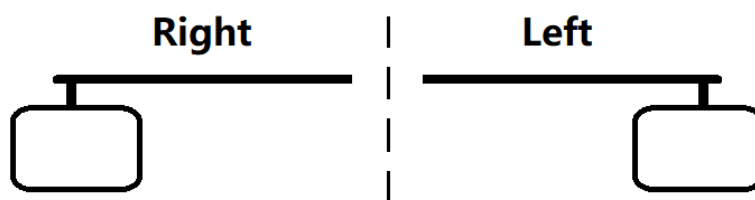


Specification

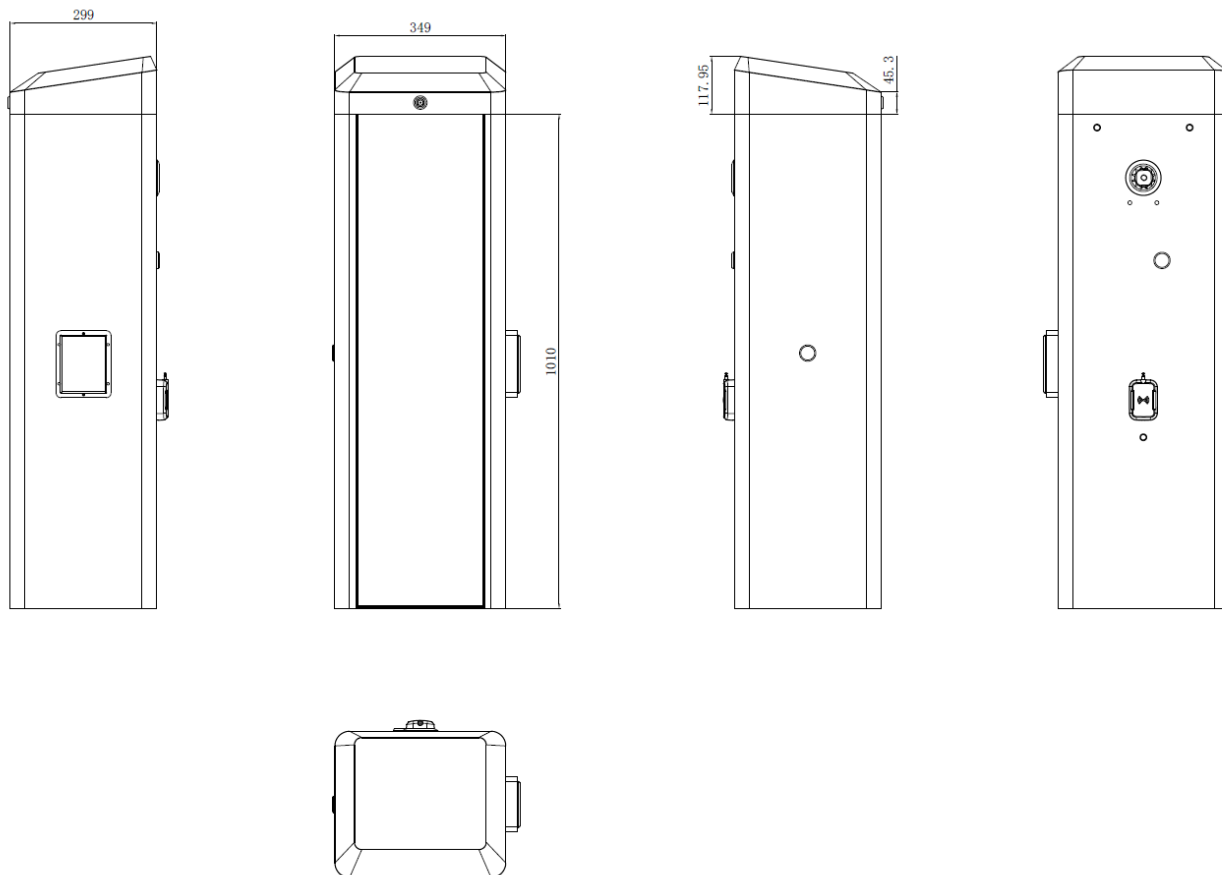
Barrier Housing Specification		
Barrier Housing	Material	SECC
	Boom Pole Height	880 mm
	Material Thickness	2.0 mm
	Metal Door Thickness	1.5 mm
	Color	Orange
	Surface Protection	Outdoor powder spraying
Technical Specification		
Interface	Induction/IR	Supported
	Controller	Rise/Fall/Stop
Performance	Working Temperature	-30 °C to 70 °C (-22 °F to 158 °F)
	Ingress Protection	IP54
	Remote Control Frequency	433 MHz
	Design Life	5,000,000
Package	Weight	59.3 ± 5 kg (130.7 ± 11.0 lb.)
	Package Dimension	1,248 × 486 × 480 mm (49.1 × 19.1 × 18.9 inch)
General	Power Supply	220 VAC ± 15%
	Consumption	300 W
	Electric Current	1.5 A

Model Specifications	DS-TMG520-H(3m)	DS-TMG520-M(4m)	DS-TMG520-L(6m)
Type	Straight	Straight	Straight
Rising Speed (s)	0.9S(Default) Adjustable 0.9S, 1.2S, 2S	1.5S(Default) Adjustable 1.5S, 2S, 2.5S	4S(Default) Adjustable 4S, 5S, 6S
Falling Speed (s)	3S(Default) Adjustable 1.5S, 2S, 3S	3.5S(Default) Adjustable 2.5S, 3S, 3.5S	6S(Default) Adjustable 4S, 5S, 6S
Max.Boom Pole Length	3m	4m	6m
	Supports 2m, 5m customization		
Brake direction	Right(Default) Support left and right	Right(Default) Support left and right	Right(Default) Support left and right
Model Specifications	DS-TMG520-M (4m telescopic pole)	DS-TMG520-M (5m telescopic pole)	DS-TMG520-M (6m telescopic pole)
Type	Telescopic	Telescopic	Telescopic
Rising Speed (s)	2S(Default) Adjustable 2S, 2S, 2.5S	4S(Default) Adjustable 4S, 5S, 6S	4S(Default) Adjustable 4S, 5S, 6S
Falling Speed (s)	3.5S(Default) Adjustable 2.5S, 3S, 3.5S	6S(Default) Adjustable 4S, 5S, 6S	6S(Default) Adjustable 4S, 5S, 6S
Max.Boom Pole Length	4m	5m	6m
Brake direction	Right(Default) Support left and right	Right(Default) Support left and right	Right(Default) Support left and right
Model Specifications	DS-TMG521-M(2+2m)	DS-TMG523-ML(4m)	DS-TMG523-MR(4m)
Type	Curved	Fence	Fence
Rising Speed (s)	1.5S(Default) Adjustable 1.5S ,2S, 2.5S	3S(Default) Adjustable 3S, 4S, 5S	3S(Default) Adjustable 3S, 4S, 5S
Falling Speed (s)	3.5S(Default) Adjustable 2.5S, 3S, 3.5S	6S(Default) Adjustable 4S, 5S, 6S	6S(Default) Adjustable 4S,5S, 6S
Max.Boom Pole Length	2m+2m	4m	4m
	Supports 1.5m+1.5m, 2.5m+2.5m customization	Supports 2m, 5m customization	
Brake direction	Right(Default) Support left and right	Left	Right

Brake Direction



Dimension



Unit: mm

Headquarters

No.555 Qianmo Road, Binjiang District,
Hangzhou 310051, China
T +86-571-8807-5998
www.hikvision.com



Follow us on social media to get the latest product and solution information.

