


Omada Easy Managed Switch | Datasheet

ES208GP


Omada 8-Port Gigabit Easy Managed Switch with 8-Port PoE+



Highlights

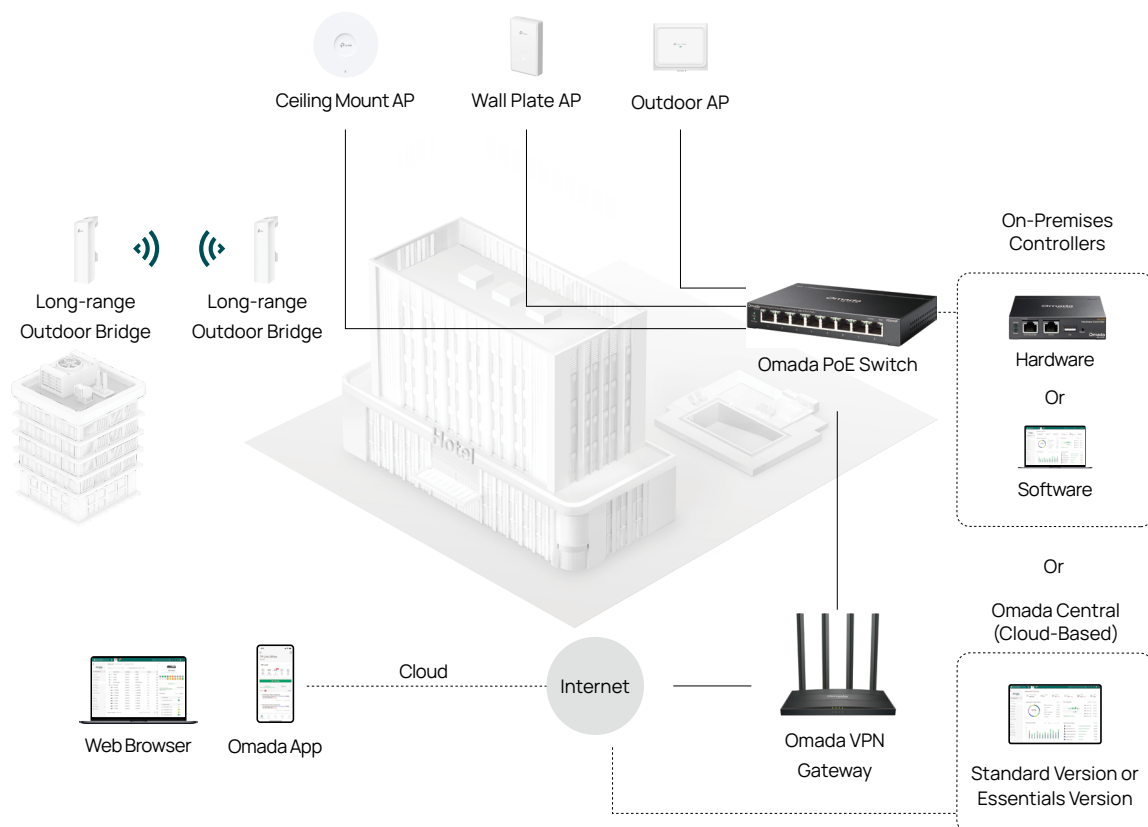
- 8× Gigabit 802.3af/at-compliant PoE+ RJ45 ports
- 64W Power Budget, with up to 30W for each PoE port*
- Easy to Use: Supports plug-and-play for instant connectivity and simple configuration for additional features
- Centralized Cloud Management via the web or the Omada app[†]
- Up to 820ft PoE**, Remote Camera Reboot[†], QoS, and Port Isolation for reliable surveillance networking
- Automatic Loop Prevention, VLAN, and IGMP Snooping
- Fanless design for silent operation
- Durable metal casing and desktop/wall mounting design

Product Pictures



Omada Solution

Omada's Software Defined Networking (SDN) platform integrates network devices, including access points, switches, and gateways, providing 100% centralized cloud management. Omada creates a highly scalable network—all controlled from a single interface.



Hassle-Free Cloud or On-Premises Controllers



Multi-Site Cloud Management



Zero-Touch Provisioning (ZTP)[†]



Intelligent Monitoring

Specifications

Hardware Features & Performance

Model		ES208GP
General	Interface	8× 10/100/1000 Mbps PoE+ RJ45 Ports
	Flash	64 Mbit
	Port Standard	IEEE 802.3: Ethernet Media Access Control (MAC) Protocol; IEEE 802.3i:10BASE-T Ethernet; IEEE 802.3u:100BASE-X Fast Ethernet; IEEE 802.3ab:1000BASE-T Gigabit Ethernet; IEEE 802.3x: Flow Control IEEE 802.1p: Traffic Class Expediting and Dynamic Multicast Filtering IEEE 802.1q: Virtual Bridged Local Area Networks
PoE	PoE Standard	802.3af/at
	PoE Ports	8, up to 30 W per port
	PoE Power Budget	64 W*
Performance	Switching Capacity	16 Gbps
	Packet Forwarding Rate	11.904 Mpps
	MAC Address Table	8K
	Packet Buffer	4 Mbit
	Transmission Method	Store and Forward
	Jumbo Frame	15 KB
Physical & Environment	Power Supply	53.5 VDC / 1.31 A
	Max Power Consumption	68.75 W (220 V/50 Hz) (with 64 W PD connected @ 25 °C) 69.06 W (110 V/60 Hz) (with 64 W PD connected @ 25 °C)
	Max Heat Dissipation	233.75 BTU/hr (220 V/50 Hz) (with 64 W PD connected @ 25 °C) 234.81 BTU/hr (110 V/60 Hz) (with 64 W PD connected @ 25 °C)
	Standby Power Consumption	2.53 W (220 V/50 Hz @ 25 °C) 2.52 W (110 V/60 Hz @ 25 °C)
	Noise	14.1 dBA max @ 1cm
	Surge Protection	±6 kV
	ESD Protection	Air: ±8 kV, Contact: ±4 kV
	MTBF	663,168 h @ 25 °C 213,858 h @ 40 °C
	Dimensions (W x D x H)	6.2×4.0×1.0 in (158×100.7×25.4 mm)
	Fan Quantity	Fanless
	Installation	Desktop/Wall-Mounting
	Operating Temperature	0 °C to 40 °C (32 °F to 104 °F)
	Storage Temperature	-40 °C to 70 °C (-40 °F to 158 °F)
	Operation Humidity	10% to 90% RH, non-condensing
	Storage Humidity	5% to 90% RH, non-condensing
	Certification	CE, FCC, RoHS

Software Features	
Model	ES208GP
SDN Support	<ul style="list-style-type: none"> • Support Hardware Controller, Software Controller, Cloud-Based Controller • Automatic Device Discovery • Batch Configuration • Batch Firmware Upgrading • Unified Configuration
L2 Features	<ul style="list-style-type: none"> • Link Aggregation <ul style="list-style-type: none"> - Static Link Aggregation - Up to 2 aggregation groups and up to 4 ports per group • Loopback Detection • Flow Control <ul style="list-style-type: none"> - 802.3x Flow Control • Mirroring <ul style="list-style-type: none"> - Port Mirroring - One-to-One - Many-to-One - Ingress/Egress/Both • Port Statistics <ul style="list-style-type: none"> - Port Mirror Status - Traffic Statistics • 802.1ab LLDP
L2 Multicast	<ul style="list-style-type: none"> • IGMP Snooping <ul style="list-style-type: none"> - IGMP v1/v2/v3 Snooping - Fast Leave
VLAN	<ul style="list-style-type: none"> • MTU VLAN • Port-Based VLAN • 802.1Q Tag VLAN <ul style="list-style-type: none"> - Max 32 VLAN Groups - 4K VID
QoS	<ul style="list-style-type: none"> • 802.1p DSCP Priority • 8 Priority Queues • Priority Schedule Mode <ul style="list-style-type: none"> - WRR (Weighted Round Robin) • Queue Weight Config • Bandwidth Control <ul style="list-style-type: none"> - Port-Based Rating Limit • Storm Control <ul style="list-style-type: none"> - Multiple Control Modes (kbps/pps) - Broadcast/Multicast/Unknown-Unicast Control
Management	<ul style="list-style-type: none"> • Web-based GUI • DHCP Client • Cable Diagnostics

[†]These functions require the use of the Omada Controller. Zero-Touch Provisioning requires the use of Omada Central (Omada Central Standard or Omada Central Essentials).

*PoE budget calculations are based on laboratory testing. The actual PoE power budget is not guaranteed and will vary due to client limitations and environmental factors.

**When Extend Mode is enabled, the speed of ports that support 820ft (250m) PoE transmission will be downgraded to 10 Mbps. Actual transmission distance may vary depending on the quality of the cables.

Specifications are subject to change without notice. All brands and product names are trademarks or registered trademarks of their respective holders. © 2025 TP-Link