

VUpoint

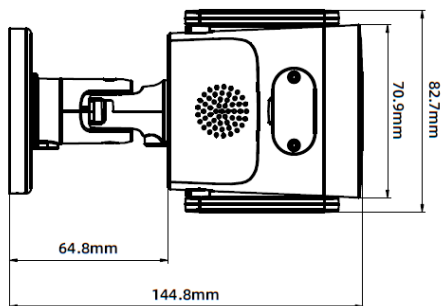
4MP Wi-Fi Bullet AI Camera



P/N: RVCM51W320RA

Quick Guide


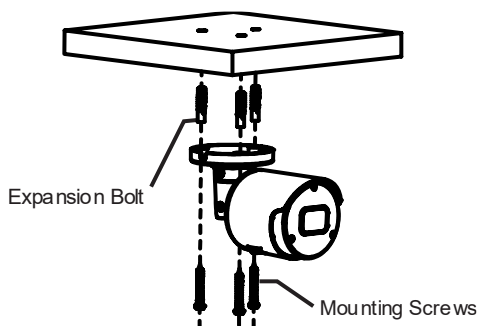
Dimensions



Installation

Ceiling Mounting

Insert 3 expansion boots into the ceiling and fix the equipment with 3 mounting screws.




Camera Setup Options

You can configure the camera using either of the following methods:


- 1 Via HandyApp (for future use)
- 2 Via Web Interface (PC)

1 Via HandyApp (for future use)

Step 1

-  Plug in the Camera using the included power supply. The camera enters **HotSpot Mode** automatically

Step 2

-  Download **HandyApp** from App Store/Google Play

-  Scan QR code in the app



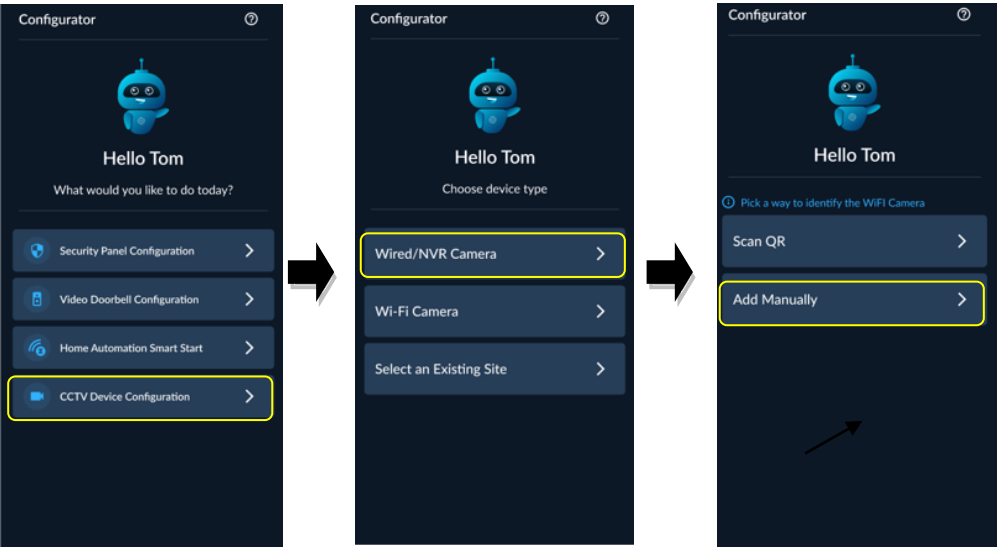
OR



Step 3

Add IP Camera to **RISCO Cloud** via HandyApp

Select as indicated below



✔ Follow on-screen prompts. The camera is now ready to operate via the cloud.

2 Via Web Interface

Step 1

- 🔌 Plug in the Camera using the included power supply. The camera enters HotSpot Mode automatically

Step 2

💻 On your computer, connect to the camera's network:

- SSID: RP- <device S/N>
- Password: 12345678

Note: If you can't locate the network, press the **Reset** button for 5 seconds to restore default settings.

Step 3

🔍 Install **RISCO Search Tool** to locate the camera's IP Address and then click [Modify](#).

Note: You can also check the gateway on the network adapter or your PC


The screenshot shows the RISCO Search Tool interface. At the top, there's a navigation bar with tabs: Search, Upgrade, Config, Stream Config, OSD Config, Recovery, and Initialization. Below this is a sub-navigation bar with buttons: Import/Export, Reboot, and Change Password. A search bar is on the right. The main area contains a table with 12 columns: No., IP, Media Port, Web Port, Channel, Device Name, Device Type, Device Version, Net Mask, and Gateway. The table lists 12 devices, with the second device (No. 2, IP 10.0.0.104) highlighted in blue. At the bottom, there's a 'User Info' section with fields for Username (admin), Password (*****), and a 'Device Info' section with fields for IP (10.0.0.104), Media Port (9000), Web Port (80), Gateway (010.000.000.001), Net Mask (255.255.255.000), and Net Mode (Static). A red dashed box highlights a 'Modify' button in the bottom right corner.

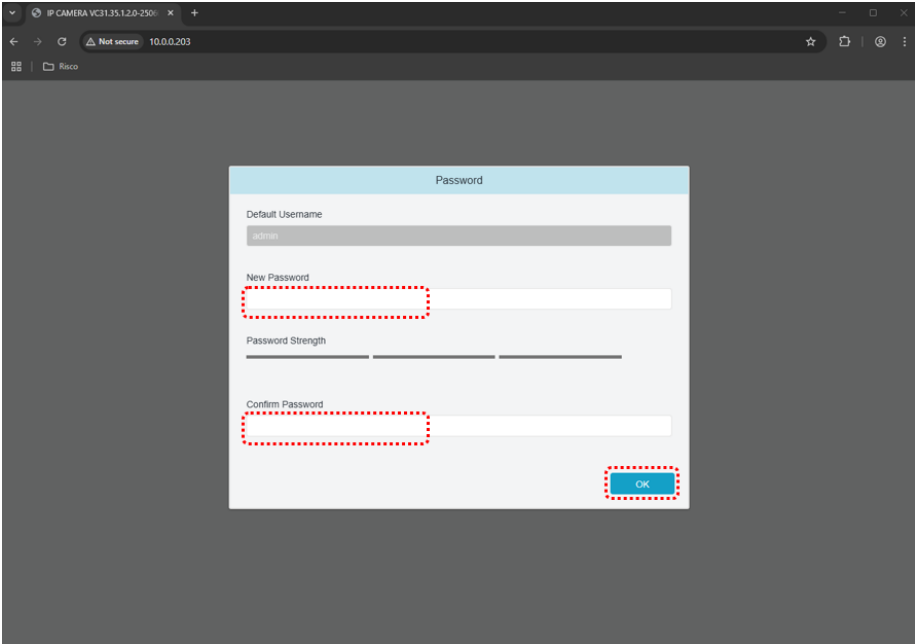
No.	IP	Media Port	Web Port	Channel	Device Name	Device Type	Device Version	Net Mask	Gateway
1	10.0.0.102	0	80	2	IP CAMERA	IP CAMERA	VC47.55.1.1.2-250...	255.255.255.0	10.0.0.1
2	10.0.0.104	9000	80	1	IP Camera	IP Camera	v43.45.8.2.4.1_24...	255.255.255.000	010.000.000.001
3	10.0.0.105	0	80	1	IP CAMERA	IP CAMERA	VC31.35.1.2.0-250...	255.255.255.0	10.0.0.1
4	10.0.0.106	0	80	1	IP CAMERA	IP CAMERA	VC31.35.1.2.0-250...	255.255.255.0	10.0.0.1
5	10.0.0.107	0	80	1	IP CAMERA	IP CAMERA	VC31.35.1.2.0-250...	255.255.255.0	10.0.0.1
6	10.0.0.108	0	80	1	RPW2A	RPW2A	VC39.24.1.1.4-250...	255.255.255.0	10.0.0.1
7	10.0.0.109	9000	80	1	IPCamera	IPCamera	v40.45.8.2.4.1_24...	255.255.255.000	010.000.000.001
8	10.0.0.110	0	80	1	RPW1B	RPW1B	VC39.24.1.1.4-250...	255.255.255.0	10.0.0.1
9	10.0.0.112	0	80	1	RPW3A	RPW3A	VC39.24.1.1.4-250...	255.255.255.0	10.0.0.1
10	10.0.0.181	0	80	32	VUpoint 32 Channel AI	N2032	VC1.2.0-250612	255.255.255.000	010.000.000.001
11	10.0.0.227	0	80	1	IP Camera	IP Camera	VC54.24.1.2.2-250...	255.255.255.0	10.0.0.1
12	10.0.0.241	0	80	4	RVNVR044K1RA	RVNVR044K1RA	VC1.2.0-250514	255.255.255.000	010.000.000.001

User Info: Username: admin, Password: *****

Device Info: IP: 10.0.0.104, Media Port: 9000, Web Port: 80, Gateway: 010.000.000.001, Net Mask: 255.255.255.000, Net Mode: Static

Step 4

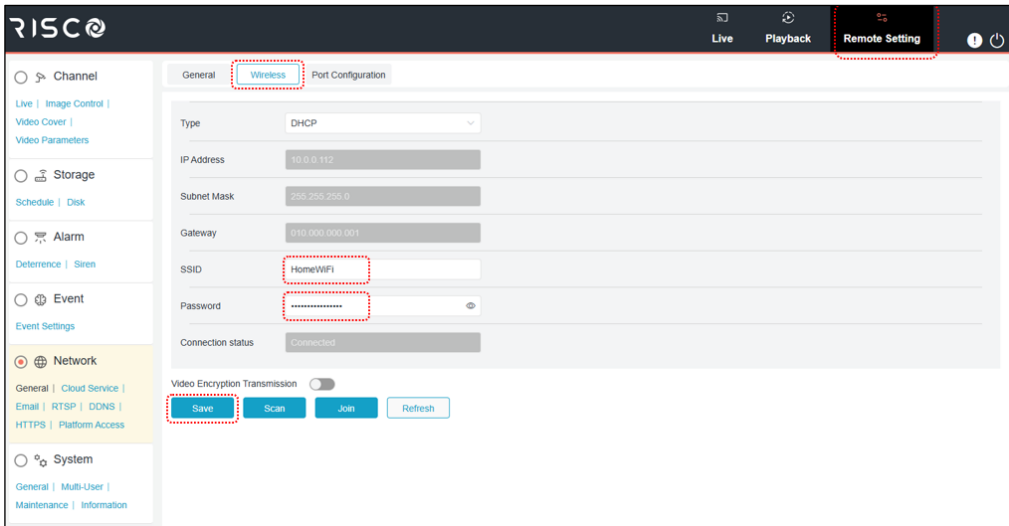
Enter the Camera IP address in the browser > Set Admin Password > 



Step 5

⚙️ Click Remote Settings > Wireless tab > Enter your **Wi-Fi SSID** and **Password**.

💾 Click Save when done.

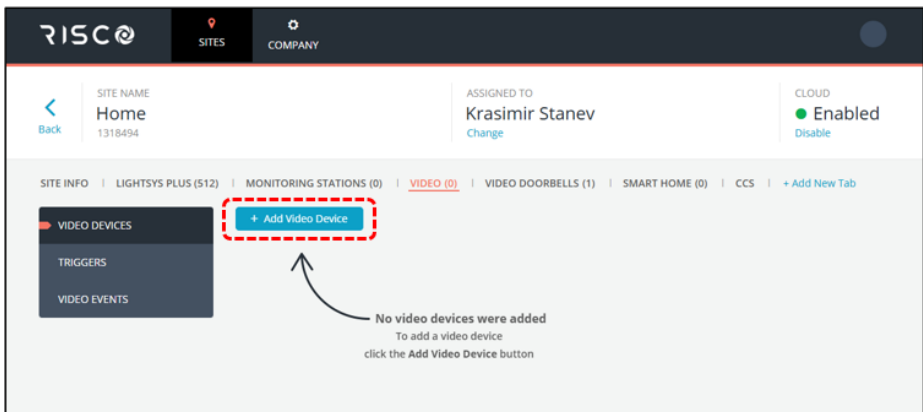


Step 6

🌐 Open your browser and go to: www.riscocloud.com/ic

🔑 Login with Installer Admin credentials

🏠 Add a Site or select an existing Site > **Video** tab > + Add Video Device



Step 7

 Set Camera info:

- ✓ Enter a **Device Name**
- ✓ Select **IP Camera** Video Device
- ✓ Select **VUpoint AI** Type
- ✓ Enter the Device **Serial Number** (printed on the box and on the device)

Click  when done.

ADD VIDEO DEVICE

1

Device Type

2

Activation

3

Firmware Check

4

Options

DEVICE NAME

IP Camera 1

VIDEO DEVICE

☐ NVR

☒ IP Camera

TYPE

☒ VUpoint AI

☐ VUpoint

☐ Other (0/0)

SERIAL NUMBER

123456789

Where to find the Serial Number on the product's sticker

RISCO

Green Name 1, City, Country

Device Name

XXXXXXXXXXXXXXXXXXXX

XXXXXXXXXXXXXXXXXXXX

XXXXXXXXXXXXXXXXXXXX

XXXXXXXXXXXXXXXXXXXX

Serial Number

XXXXXXXXXXXXXXXXXXXX

XXXXXXXXXXXXXXXXXXXX

XXXXXXXXXXXXXXXXXXXX

NOTES

• Wi-Fi Cameras without LAN port must be added via the HandyApp:

Download on the App Store

GET IT ON Google Play

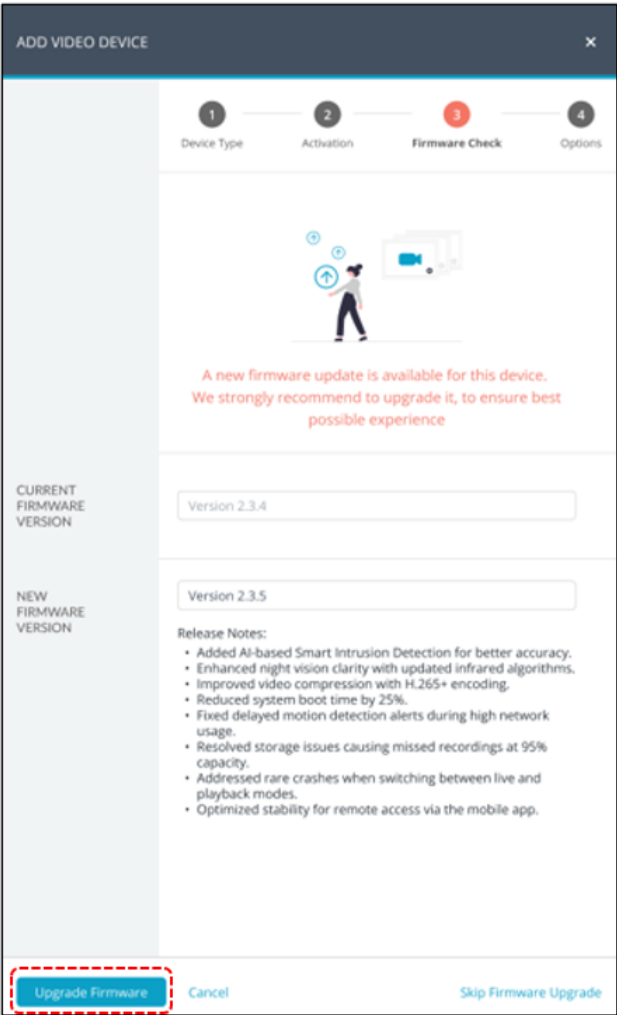
Continue

Cancel

Step 8

 prompted, click **Upgrade Firmware** to **upgrade firmware** for the latest features.

Note: If the firmware is already upgraded, this step may be skipped.



Step 9

⚙ The IP Camera is added to the Site. Click **Remote Configuration** to begin configuration and finalize camera settings.

RISCO

SITESCOMPANY

Back

SITE NAME

Test

78731

ASSIGNED TO

Krasimir Stanev

Change

CLOUD

Enabled

Disable

SITE INFO

PANEL (0)

MONITORING STATIONS (0)

VIDEO (1)

VIDEO DOORBELLS (0)

SMART HOME (0)

+ Add New Tab

VIDEO DEVICES

TRIGGERS

VIDEO EVENTS

+ Add Video Device

1 Video Devices found

	NAME	TYPE	MODEL	CONNECTION	SN/MAC	VERSION	ACTIONS
	IP Camera 1	VUpoint AI	IP CAMERA	Wired	GL082500000000...	VC31.35.1.2...	<div>Remote Configuration</div>

10

Product Specification

Lens	
Imaging Sensor	1/3"
Max. Resolution	4MP 2560(H)×1440(V)
Min. Illumination	Color: 0.005Lux, 0 Lux with IR ON
Shutter Time	1/8 S — 1/20000 S
Focal Length (Zoom Ratio)	2.8mm
Max. Aperture Ratio	F 1.6
Angular Field of View	Horizontal: 95° Vertical:52° Diagonal:113°
Min. Object Distance	1.8m
Lens Type	Fixed(M12)
Illuminator	
IR Wavelength	1 pcs
IR Distance	25m
Warm White Light	2 pcs
Warm white light illumination range	15m
Warning light	red light*1 and blue light *1
indicator light	0
Supplement Light Type	Default warm light, switchable infrared light
Video	
Video Compression	H.265/H.264
Main Stream	25fps
Sub-Stream	25fps
Bitrate control method	CBR/VBR
Bit Rate	256Kbps~4Mbps
Audio	
Audio Compression	G711A/G711U
Custom Voice	Yes (Lullaby)

Network	
Onvif Protocols	Yes
Simultaneous Live View	Up to 4 users
wifi	2.4GHz (≤ 20 dBm)
User	No restrictions
API	N/A
Client	N/A
Web Browser	IE10/11 Safari V12.1 above Firefox V.52 above Google chrome V.57 above Edge V.79 above
AI	
Pedestrian & Vehicle	Yes
Pedestrian tracking	NO
Line Crossing	Yes
Enter Region	Yes
Exit Region	Yes
Motion Detection (SMD)	Yes
Sound detection	NO
Image	
Wide Dynamic Range	DWDR
Day/Night Switch	True D/N (Auto)
Privacy Mask	4 programmable polygon privacy masks
Image Enhancement	BLC/HLC
Metadata	N/A
Import method	APP
Comparison alarm	N/A
Information chart	N/A
Information statistics mode	N/A

Interface	
Video Output	N/A
Ethernet Interface	N/A
On-Board Storage	Micro SD slot, up to 1TB
White Balance	Auto
BLC	Yes
DNR	Yes
Audio	Two-Way to talk
Built-in Microphone	Yes
Built-in Speaker	Yes
Alarm	Yes
Reset Key	Yes
Power Output	DC 12V 1A
General	
Material	Plastic&Metal
Dimension	144.8mm x 82.7mm x 70.9mm
Weight	250g
Operating Conditions	-35°C ~ +60°C, Humidity ≤ 90%
Language	English
Approval	
Protection	\
Safety	General information: TLS1.3 https Stream data: AES256

UKCA and CE RED Compliance Statement

Hereby, RISCO Group declares that this equipment is in compliance with the essential requirements of the UKCA Radio Equipment Regulations 2017 and CE Directive 2014/53/EU.

For the UKCA and CE Declaration of Conformity please refer to our website www.riscogroup.com

Contains FCC ID: 2BMPT-224CS-N1V1BY

This device complies with part 15 of the FCC Rules. Operation is subject to the following two conditions:

- (1) This device may not cause harmful interference, and
- (2) This device must accept any interference received, including interference that may cause undesired operation

Changes or modifications to this equipment which are not expressly approved by the party responsible for compliance (RISCO Group's.) could void the user's authority to operate the equipment.

FCC Note

This equipment has been tested and found to comply with the limits for a Class B digital device, pursuant to part 15 of the FCC Rules.

These limits are designed to provide reasonable protection against harmful interference in a residential installation. This equipment generates uses and can radiate radio frequency energy and, if not installed and used in accordance with the instructions, may cause harmful interference to radio communications. However, there is no guarantee that interference will not occur in a particular installation. If this equipment does cause harmful interference to radio or television reception, which can be determined by turning the equipment on and off, the user is encouraged to try to correct the interference by one or more of the following measures:

- Reorient or relocate the receiving antenna.
- Increase the separation between the equipment and the receiver.
- Connect the equipment into an outlet on to a different circuit from that to which the receiver is connected.
- Consult the dealer or an experienced radio/TV technician for help.

Standard Limited Product Warranty (“Limited Warranty”)

RISCO Ltd. (“**RISCO**”) guarantee RISCO’s hardware products (“**Products**”) to be free from defects in materials and workmanship when used and stored under normal conditions and in accordance with the instructions for use supplied by RISCO, for a period of (i) 24 months from the date of delivery of the Product (the “**Warranty Period**”). This Limited Warranty covers the Product only within the country where the Product was originally purchased and only covers Products purchased as new.

Contact with customers only. This Limited Warranty is solely for the benefit of customers who purchased the Products directly from RISCO or from an authorized distributor of RISCO. RISCO does not warrant the Product to consumers and nothing in this Warranty obligates RISCO to accept Product returns directly from end users who purchased the Products for their own use from RISCO’s customer or from any installer of RISCO, or otherwise provide warranty or other services to any such end user directly. RISCO’s authorized distributor or installer shall handle all interactions with its end users in connection with this Limited Warranty. RISCO’s authorized distributor or installer shall make no warranties, representations, guarantees or statements to its end users or other third parties that suggest that RISCO has any warranty or service obligation to, or any contractual privity with, any recipient of a Product.

Remedies. In the event that a material defect in a Product is discovered and reported to RISCO during the Warranty Period, RISCO shall accept return of the defective Product in accordance with the below RMA procedure and, at its option, either (i) repair or have repaired the defective Product, or (ii) provide a replacement product to the customer.

Return Material Authorization. In the event that you need to return your Product for repair or replacement, RISCO will provide you with a Return Merchandise Authorization Number (RMA#) as well as return instructions. Do not return your Product without prior approval from RISCO. Any Product returned without a valid, unique RMA# will be refused and returned to the sender at the sender’s expense. The returned Product must be accompanied with a detailed description of the defect discovered (“**Defect Description**”) and must otherwise follow RISCO’s then-current RMA procedure published in RISCO’s website at www.riscogroup.com in connection with any such return. If RISCO determines in its reasonable discretion that any Product returned by customer conforms to the applicable warranty (“**Non-Defective Product**”), RISCO will notify the customer of such determination and will return the applicable Product to customer at customer’s expense. In addition, RISCO may propose and assess customer a charge for testing and examination of Non-Defective Product.

Entire Liability. The repair or replacement of Products in accordance with this Limited Warranty shall be RISCO’s entire liability and customer’s sole and exclusive remedy in case a material defect in a Product is discovered and reported as required herein. RISCO’s obligation and this Limited Warranty are contingent upon the full payment by customer for such Product and upon a proven weekly testing and examination of the Product functionality.

Limitations. This Limited Warranty is the only warranty made by RISCO with respect to the Products. The warranty is not transferable to any third party. To the maximum extent permitted by applicable law, this Limited Warranty shall not apply and will be void if: (i) the conditions set forth above are not met (including, but not limited to, full payment by customer for the Product and a proven weekly testing and examination of the Product functionality); (ii) if the Products or any part or component thereof: (a) have been subjected to improper operation or installation; (b) have been subject to neglect, abuse, willful damage, abnormal working conditions, failure to follow RISCO's instructions (whether oral or in writing); (c) have been misused, altered, modified or repaired without RISCO's written approval or combined with, or installed on products, or equipment of the customer or of any third party; (d) have been damaged by any factor beyond RISCO's reasonable control such as, but not limited to, power failure, electric power surges, or unsuitable third party components and the interaction of software therewith or (e) any failure or delay in the performance of the Product attributable to any means of communication provided by any third party service provider, including, but not limited to, GSM interruptions, lack of or internet outage and/or telephony failure. BATTERIES ARE EXPLICITLY EXCLUDED FROM THE WARRANTY AND RISCO SHALL NOT BE HELD RESPONSIBLE OR LIABLE IN RELATION THERETO, AND THE ONLY WARRANTY APPLICABLE THERETO, IF ANY, IS THE BATTERY MANUFACTURER'S WARRANTY. RISCO does not install or integrate the Product in the end user's security system and is therefore not responsible for and cannot guarantee the performance of the end user's security system which uses the Product or which the Product is a component of.

This Limited Warranty applies only to Products manufactured by or for RISCO. Further, this Limited Warranty does not apply to any software (including operating system) added to or provided with the Products or any third-party software, even if packaged or sold with the RISCO Product. Manufacturers, suppliers, or third parties other than RISCO may provide their own warranties, but RISCO, to the extent permitted by law and except as otherwise specifically set forth herein, provides its Products "AS IS". Software and applications distributed or made available by RISCO in conjunction with the Product (with or without the RISCO brand), including, but not limited to system software, as well as P2P services or any other service made available by RISCO in relation to the Product, are not covered under this Limited Warranty. Refer to the Terms of Service at: <https://riscocloud.com/ELAS/WebUI/UserLogin/License> for details of your rights and obligations with respect to the use of such applications, software or any service. RISCO does not represent that the Product may not be compromised or circumvented; that the Product will prevent any personal injury or property loss by burglary, robbery, fire or otherwise, or that the Product will in all cases provide adequate warning or protection. A properly installed and maintained alarm may only reduce the risk of a burglary, robbery or fire without warning, but it is not insurance or a guarantee that such will not occur or will not cause or lead to personal injury or property loss. CONSEQUENTLY, RISCO SHALL HAVE NO LIABILITY FOR ANY PERSONAL INJURY, PROPERTY DAMAGE OR OTHER LOSS BASED ON ANY CLAIM AT ALL INCLUDING A CLAIM THAT THE PRODUCT FAILED TO GIVE WARNING.

EXCEPT FOR THE WARRANTIES SET FORTH HEREIN, RISCO AND ITS LICENSORS HEREBY DISCLAIM ALL EXPRESS, IMPLIED OR STATUTORY, REPRESENTATIONS, WARRANTIES, GUARANTEES, AND CONDITIONS WITH REGARD TO THE PRODUCTS, INCLUDING BUT NOT LIMITED TO ANY REPRESENTATIONS, WARRANTIES, GUARANTEES, AND CONDITIONS OF MERCHANTABILITY, FITNESS FOR A PARTICULAR PURPOSE, TITLE AND WARRANTIES AGAINST HIDDEN OR LATENT DEFECTS, TO THE EXTENT PERMITTED BY LAW. WITHOUT LIMITING THE GENERALITY OF THE FOREGOING, RISCO AND ITS LICENSORS DO NOT REPRESENT OR WARRANT THAT: (i) THE OPERATION OR USE OF THE PRODUCT WILL BE TIMELY, SECURE, UNINTERRUPTED OR ERROR-FREE; (ii) THAT ANY FILES, CONTENT OR INFORMATION OF ANY KIND THAT MAY BE ACCESSED THROUGH THE PRODUCT SHALL REMAIN SECURED OR NON DAMAGED. CUSTOMER ACKNOWLEDGES THAT NEITHER RISCO NOR ITS LICENSORS CONTROL THE TRANSFER OF DATA OVER COMMUNICATIONS FACILITIES, INCLUDING THE INTERNET, GSM OR OTHER MEANS OF COMMUNICATIONS AND THAT RISCO'S PRODUCTS, MAY BE SUBJECT TO LIMITATIONS, DELAYS, AND OTHER PROBLEMS INHERENT IN THE USE OF SUCH MEANS OF COMMUNICATIONS. RISCO IS NOT RESPONSIBLE FOR ANY DELAYS, DELIVERY FAILURES, OR OTHER DAMAGE RESULTING FROM SUCH PROBLEMS. RISCO WARRANTS THAT ITS PRODUCTS DO NOT, TO THE BEST OF ITS KNOWLEDGE, INFRINGE UPON ANY PATENT, COPYRIGHT, TRADEMARK, TRADE SECRET OR OTHER INTELLECTUAL PROPERTY RIGHT IN ANY EVENT RISCO SHALL NOT BE LIABLE FOR ANY AMOUNTS REPRESENTING LOST REVENUES OR PROFITS, PUNITIVE DAMAGES, OR FOR ANY OTHER INDIRECT, SPECIAL, INCIDENTAL, OR CONSEQUENTIAL DAMAGES, EVEN IF THEY WERE FORESEEABLE OR RISCO HAS BEEN INFORMED OF THEIR POTENTIAL.

Contacting RISCO

RISCO Group is committed to customer service and Product support. You can contact us through our website (www.riscogroup.com) or at the following telephone and fax numbers:

United Kingdom

Tel: +44-(0)-161-655-5500
support-uk@riscogroup.com

Italy

Tel: +39-02-66590054
support-it@riscogroup.com

Spain

Tel: +34-91-490-2133
support-es@riscogroup.com

France

Tel: +33-164-73-28-50
support-fr@riscogroup.com

Belgium (Benelux)

Tel: +32-2522-7622
support-be@riscogroup.com

China

Tel: +86-755-82789285
support-cn@riscogroup.com

Israel

Tel: +972-3-963-7777
support@riscogroup.com

All rights reserved.

No part of this document may be reproduced in any form without prior written permission from the publisher.



© RISCO Group, 08/2025. All rights reserved.

5IN3119