

## **DS-XS10G-P** **8 Port Gigabit Unmanaged PoE Switch**



DS-XS10G-P provides eight 10/100/1000 Mbps PoE RJ45 ports and two 10/100/1000 Mbps RJ45 ports, with up to 30 W output power for a single port and up to 60 W PoE output power for the whole device. Capable of intelligently identifying powered devices, DS-XS10G-P is plug-and-play, and simple in use.

- 8 × 10/100/1000 Mbps PoE RJ45 port and 2 × 10/100/1000 Mbps RJ45 port
- Whole-device PoE power of 60 W
- Support up to 30 W power for a single port and 60 W for all ports
- Support desktop placement or wall-mounted installation
- Plug and Play

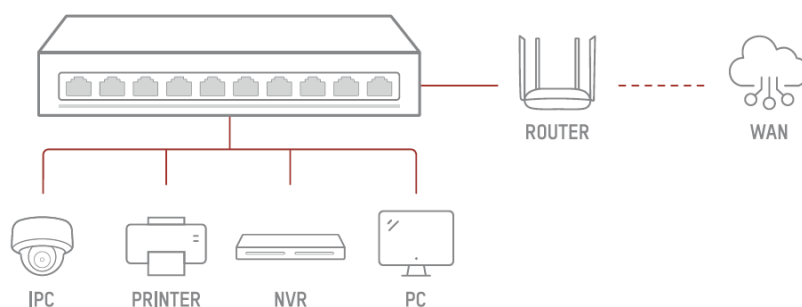
## ▪ Specification

General	
Shell	Metal material
Net Weight	0.56 kg (1.23 lb)
Gross Weight	0.64 kg (1.41 lb)
Dimensions (W × H × D)	175.0 mm × 44.0 mm × 124.0 mm (6.89" × 1.73" × 4.88")
Operating Temperature	0 °C to 40 °C (32 °F to 104 °F)
Storage Temperature	−40 °C to 85 °C (−40 °F to 185 °F)
Operating Humidity	5% to 95% (no condensation)
Relative Humidity	5% to 95% (no condensation)
Power Supply	220 V AC, 50 Hz, 1.5 A
Max. Power Consumption	65 W
Power Consumption in Idle	5 W
Installation Mode	Desk-Mounted, Wall-Mounted
Surge Protection	2 kV
Network Parameters	
Ports	8 × Gigabit PoE port, 2 × Gigabit RJ45 port
MAC Address Table	2 K
Switching Capacity	20 Gbps
Packet Forwarding Rate	14.88 Mpps
Internal Cache	1 Mbits
PoE Power Supply	
PoE Standard	IEEE 802.3af, IEEE 802.3at
PoE Power Pin	End-span: 1/2(-), 3/6(+)
PoE Port	PoE: Ports 1 to 8
Max. Port Power	30 W
PoE Power Budget	60 W
Approval	
EMC	CE-EMC (EN 55032: 2015+A11: 2020, EN IEC 61000-3-2: 2019, EN 61000-3-3: 2013+A1: 2019, EN 50130-4: 2011+A1: 2014, EN 55035: 2017+A11: 2020)
Safety	CB (AMD1:2009, AMD2:2013, IEC 62368-1: 2014 (Second Edition), CE-LVD (EN 62368-1: 2014+A11: 2017)
Chemistry	CE-RoHS (2011/65/EU); WEEE (2012/19/EU); Reach (Regulation (EC) No 1907/2018)

## ▪ Available Model

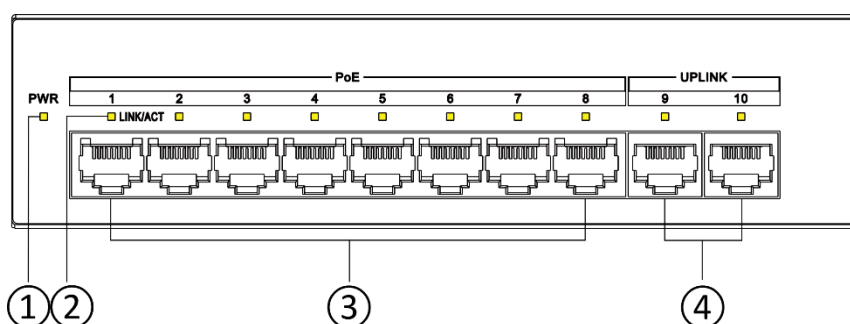
DS-XS10G-P

## ▪ Typical Application

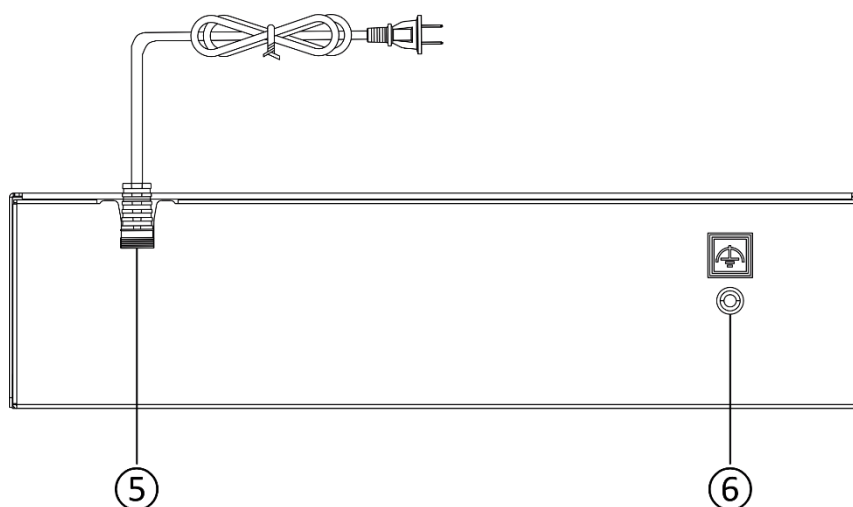


## ▪ Physical Interface

Front Panel

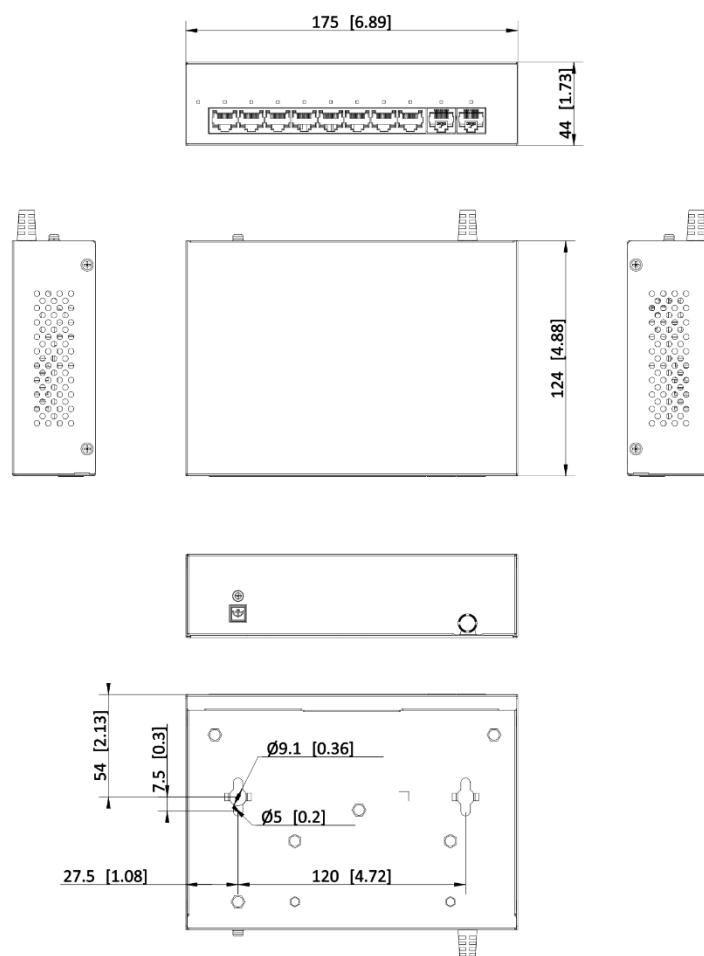


Rear Panel



No.	Indicator/Port	Description
①	PWR Indicator	<ul style="list-style-type: none"> <li>● Solid on: The switch is powered on normally.</li> <li>● Unlit: No power supply is connected or power supply is abnormal.</li> </ul>
②	LINK/ACT Indicator	<ul style="list-style-type: none"> <li>● Solid on: The port is connected.</li> <li>● Flashing: The port is transmitting data.</li> <li>● Unlit: The port is disconnected or connection is abnormal.</li> </ul>
③	Gigabit PoE RJ45 Port	Used for connection to a powered device (PD) via a network cable.
④	Gigabit RJ45 Port	Used for connection to another device via a network cable.
⑤	Undetachable power cord	Use the undetachable power cord to connect the switch to a power socket. Note: The integrated design of device body and power cord makes power supply more stable.
⑥	Grounding Terminal	Used for connection to a grounding cable to protect the switch from lightning.

## Dimension



Unit: mm [inch]

SCALE	1:1
-------	-----

# See Far, Go Further



[www.hikvision.com](http://www.hikvision.com)  
[support@hikvision.com](mailto:support@hikvision.com)



© Hangzhou Hikvision Digital Technology Co., Ltd. Unless otherwise agreed, Hikvision makes no warranties, express or implied. We reserve the right to introduce modifications without notice.

**HIKVISION**<sup>®</sup>