




T35WM

Smart Home Wi-Fi Relay

Smarten up lights with one remote control

Bid farewell to the old days of controlling the lights manually! Simply integrate the T35 WM into your existing setup and manage your light with just a tap on the smartphone. Customize schedules from anywhere, and control the light freely by uttering some simple words. T35WM's advanced safety features grant peace of mind, keeping your home safe from electrical hazards.



Wireless Control



Easy Control via EZVIZ App



Multiple Safety Designs



Time Schedule



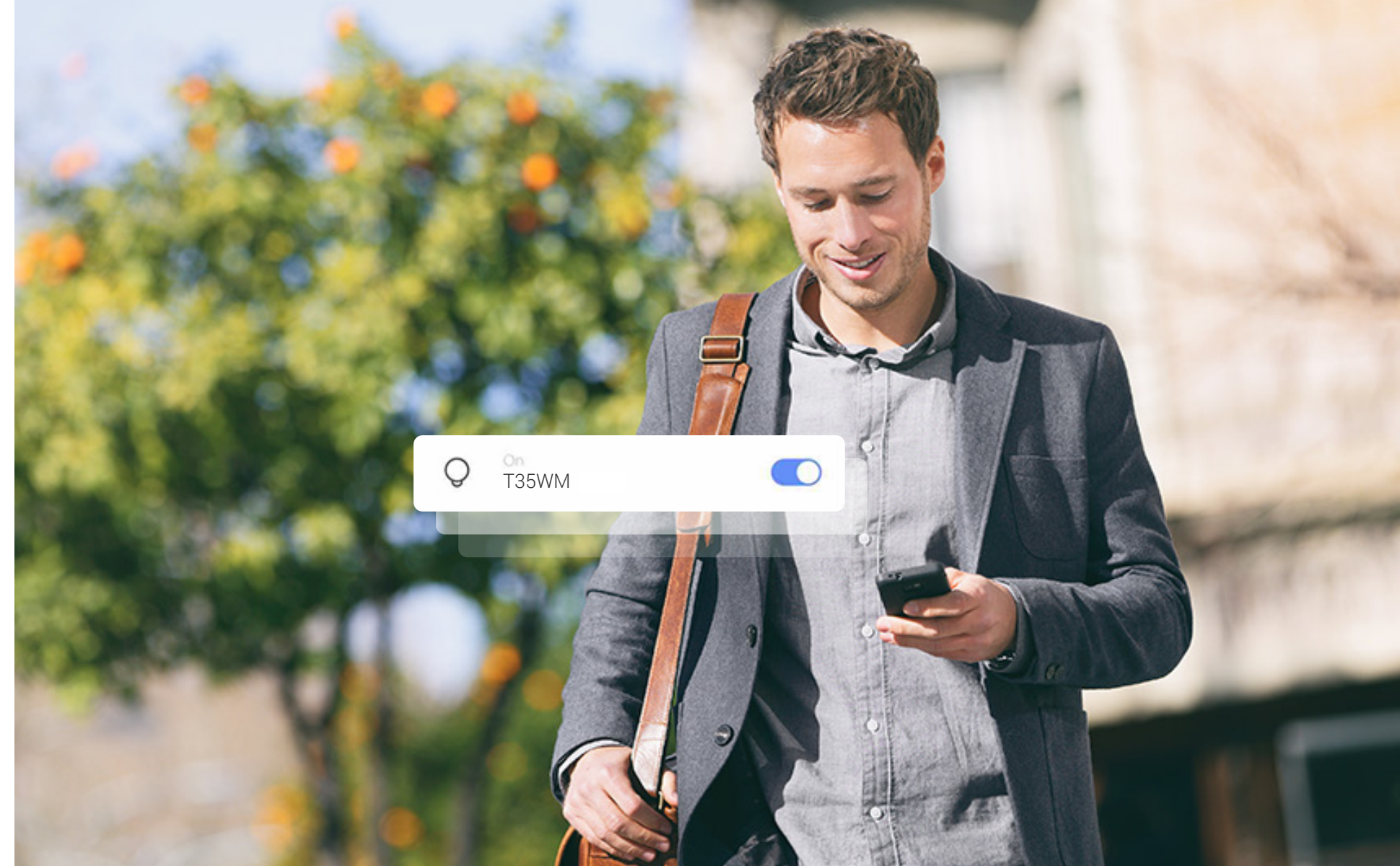
Power Monitor



Smart Integration with
Google Assistant & Amazon Alexa¹

Wireless lighting control, wherever you are

No longer stress about leaving lights on if you have to rush out - the T35WM will take care of it. Just a few taps on your smartphone, you can alter the lighting status as you'd like.




Create lighting routine to make your day

Imagine returning home to a delightful, well-lit atmosphere or shutting off lights effortlessly to save energy during specific periods. With customized time slots at your disposal, achieving these scenarios becomes a breeze.

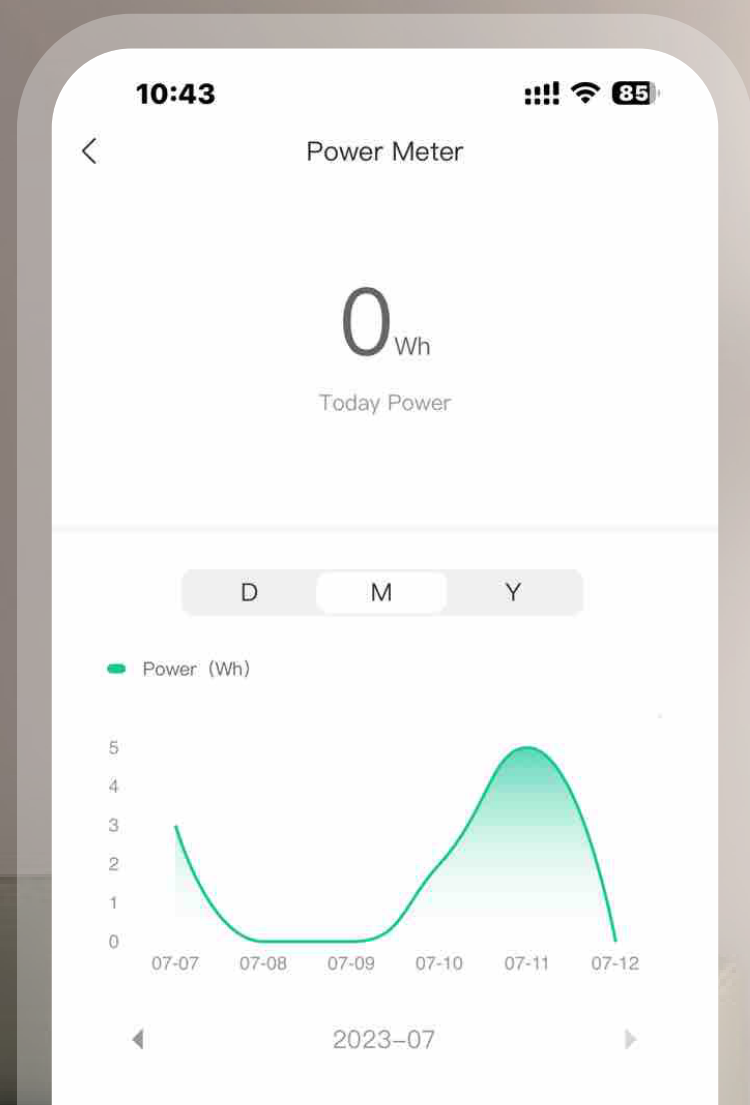
Seamless control powered by your voice

With the T35WM, your light is always ready to illuminate your sweet home at a simple "Hey Google" or "Alexa".

 *Alexa, turn on the ceiling light.*

Green living starts with power monitoring

Acknowledge the details of your energy consumption with the T35WM. Visualizing comprehensive electrical statistics, the Wi-Fi relay empowers you to take proactive steps towards a more sustainable lifestyle.



Electricity safety is our top concern

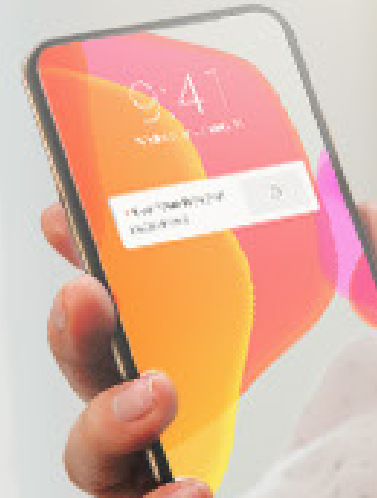
The T35WM makes you quickly aware of any electric hazards, even faster than you actually staying at home. It also supercharges a responsive system to switch off lights during surges, fostering a secure living space for every family.

 Overload Protection

 Real-time Mobile Alerts

• Over Power Protection

T35WM



1 Google Assistant is not available in certain languages and countries.

Specifications CS-T35

Physical

Sensor type	Wi-Fi Relay
Radio frequency	2.4GHz
Size	38.4*43.8*18.5mm
Net weight	26.5g
With package	89.4g
Mounting	Wall console
Conductor cross section	22 to 14 AWG
Shell material	Plastic
Color	Black

Electrical

Power supply	100-240VAC, 50-60Hz
Power consumption	≤1.5W
Channels	1 Channel

Connectivity

Sensor type	Wi-Fi sensor
Radio frequency	2.4 GHz
Wi-Fi Standard	IEEE802.11b, 802.11g, 802.11n
Wi-Fi distance	≤ 200m in open environment

Environmental

Operating Conditions	-10°C to 45°C (14°F to 113 °F), Humidity 95% or less (non-condensing)
Storage temperature	-10°C to 45°C (14°F to 113°F)
Max. altitude	2000m / 6562ft

Special Function


Device temperature protection	Yes
Overload protection	Yes
Power measurement	Yes

In the box

- T35WM ×1
- Pin × 1
- Regulatory information ×1
- Quick start guide ×1

Certifications

CE / UKCA / REACH / WEEE / RoHS

Specifications are subject to change without notice. "  ", "EZVIZ" and other trademarks and logos are the properties of EZVIZ in various jurisdictions.

<https://www.ezviz.com>